

# CropCast's Weekly Sugar Report

## Global Sugar Summary

11/12 Production Estimate: 169.59 MMT (unchanged from last week)  
12/13 Production Estimate: 165.87 MMT (-1.0 TMT from last week)

Rains favored southern portions of the Center-South belt in Brazil last week. Widespread and heavy rainfall is expected this week in the Center-South belt, stalling the harvest and reducing sugar content. The heavy rains will also stall shipping. Monsoonal rainfall remains behind schedule in India and rains are expected to favor northeastern India this week, leaving most major cane areas fairly dry. Rains will need to increase significantly in the coming weeks. Wetness will continue to increase in southern UK where more rain is expected this week. Dry weather will continue to enhance sugar content in Australia's cane crop. Rains will increase in south FL this week, leading to some wetness concerns. Rains will maintain favorable conditions in south China cane areas. Widespread and heavy rainfall in Mexico this week will ease dryness, but may lead to some flooding in southern areas.

## Brazil Sugarcane

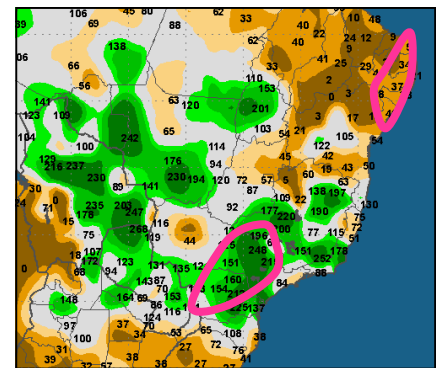
11/12 Production Estimate: 35.00 MMT  
12/13 Production Estimate: 35.20 MMT (↓)

**PAST WEATHER:** Rains favored southern portions of the Center-South belt last week. Amounts were 0.50 to 2.0", with coverage of 20%. Light showers of less than 1.0" favored the Northeast cane belt.

**FORECAST:** Heavy rains are expected to be widespread across the Center-South belt this week. Light showers will continue in the Northeast belt.

**CROP IMPACT:** Heavy rains in the Center-South belt this week will stall harvesting and reduce sugar content in the crop. The rains will also stall activity at major shipping ports. Some dryness will linger in the Northeast belt, stressing cane growth.

## Precipitation % Normal-Past 60 Days



## India Sugarcane

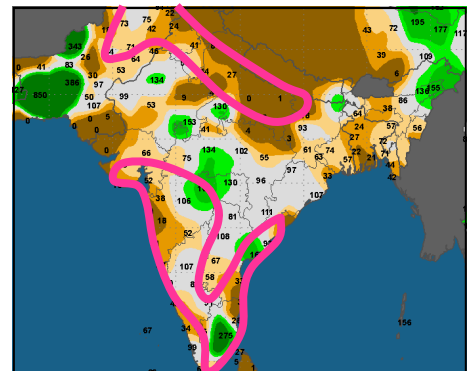
11/12 Production Estimate: 26.80 MMT  
12/13 Production Estimate: 26.00 MMT (↓)

**PAST WEATHER:** Rains favored central and southwestern areas last week. Amounts were 0.50 to 4.0", locally 10", with coverage of 55%.

**FORECAST:** Heavy rains are expected in northeastern India this week, but most cane areas will see only light rainfall. Northwestern areas will remain dry.

**CROP IMPACT:** Monsoonal rainfall remains behind schedule across most of India. While rains are beginning to increase in some areas, much heavier and much more widespread rainfall will be needed in the coming weeks in order to provide enough moisture for new cane growth.

## Precipitation % Normal-Past 60 Days



## European Union Sugarbeets

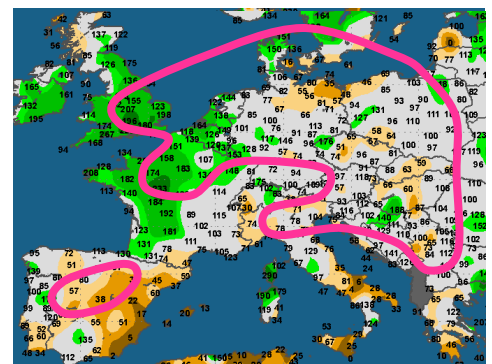
10/11 Production Estimate: 14.12 MMT  
11/12 Production Estimate: 16.99 MMT

**PAST WEATHER:** Rains favored northern Europe last week, with the heaviest amounts favoring UK, northern France, and Poland. Amounts were 0.25 to 1.5", locally 2", with coverage of 80%.

**FORECAST:** Rains will continue to favor northern Europe this week, with the heaviest amounts favoring UK and southern Germany.

**CROP IMPACT:** Wetness will continue to increase in southern UK, increasing the threat for disease in the beet crop. Rains in northeastern Germany and northwestern Poland should ease dryness, favoring beet growth. Dryness is likely to persist in Spain, stressing beet growth.

## Precipitation % Normal-Past 60 Days



# CropCast's Weekly Sugar Report

Tuesday, June 19, 2012

Page 2

Meteorologist: KT

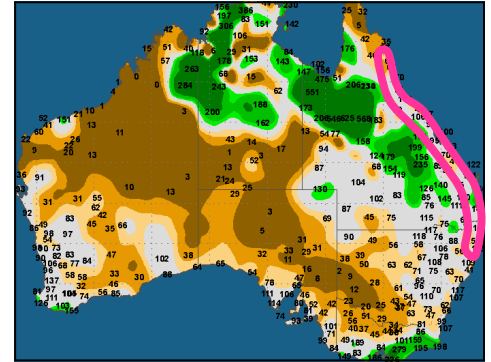
## Australia Sugarcane

11/12 Production Estimate: 4.20 MMT  
12/13 Production Estimate: 4.50 MMT

**PAST WEATHER:** Mainly dry weather prevailed last week.

**FORECAST:** Mainly dry weather is expected this week.

**CROP IMPACT:** Mainly dry weather this week will continue to enhance sugar content in the maturing cane crop.



Precipitation % Normal-Past 60 Days

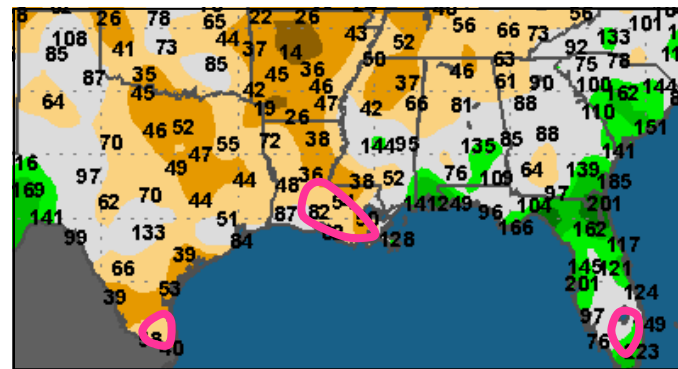
## United States Sugarcane

11/12 Production Estimate: 2.79 MMT  
12/13 Production Estimate: 2.81 MMT

**PAST WEATHER:** Rains favored south FL and LA cane areas last week. Amounts were 0.50 to 2.0", locally 4", with coverage of 80%.

**FORECAST:** Rains will increase in south FL this week, but fairly dry weather is expected in LA and south TX.

**CROP IMPACT:** Rains in south FL will allow some wetness to redevelop, while drier weather in south TX and LA will maintain some dryness concerns, stressing cane growth.



Precipitation % Normal-Past 60 Days

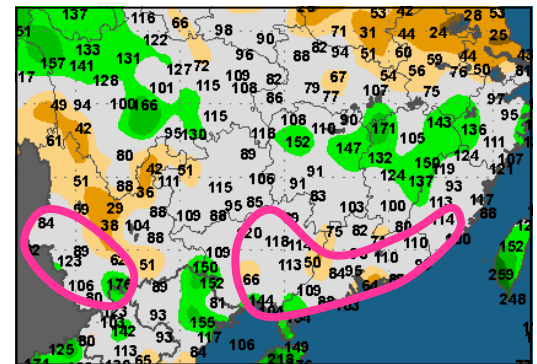
## China Sugarcane

11/12 Production Estimate: 11.50 MMT  
12/13 Production Estimate: 11.50 MMT

**PAST WEATHER:** Rains were widespread across the cane belt last week. Amounts were 0.50 to 3.0", locally 6", with coverage of 95%.

**FORECAST:** Rains will be widespread and heavy across the cane belt again this week.

**CROP IMPACT:** Rains last week favored cane growth across the belt and rains this week should continue to improve conditions for cane growth across the belt.



Precipitation % Normal-Past 60 Days

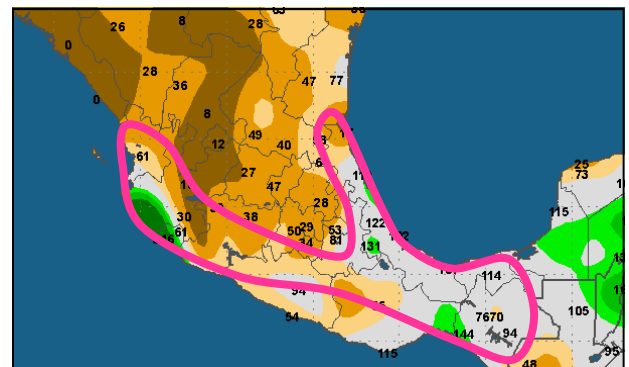
## Mexico Sugarcane

11/12 Production Estimate: 5.20 MMT  
12/13 Production Estimate: 5.60 MMT

**PAST WEATHER:** Rains were widespread across the cane belt last week. Amounts were 0.50 to 4.0", locally 6", with coverage of 90%.

**FORECAST:** Widespread and heavy rainfall is expected again this week across the cane belt in Mexico.

**CROP IMPACT:** Rains last week began to ease dryness across the belt and rains this week should further improve conditions, favoring cane growth. However, some flooding may be possible in southern areas.



# CropCast's Weekly Sugar Report



Tuesday, June 19, 2012

Page 3

Meteorologist: KT

EarthSat Weather

## CROPCAST WEEKLY SUGAR PRODUCTION (MMT) 2012/13 MARKETING YEAR

June 19, 2012

Date:	6/19	6/12	6/5	5/29	5/22	5/15	5/8	5/1
<b>SUGAR BEETS</b>								
UNITED STATES	3.99	3.99	3.99	3.99	3.99	3.99	3.99	3.99
FSU-12	7.83	7.83	7.83	7.83	7.83	7.83	7.83	7.83
EU-15	16.82	16.82	16.82	16.82	16.82	16.82	16.82	16.82
E. EUROPE	0.94	0.94	0.94	0.94	0.94	0.94	0.94	0.94
OTHERS	3.03	3.03	3.03	3.03	3.03	3.03	3.03	3.03
<b>WORLD BEETS</b>	35.96	35.96	35.96	35.96	35.96	35.96	35.96	35.96
<b>SUGAR CANE</b>								
AUSTRALIA	4.50	4.50	4.50	4.50	4.50	4.50	4.50	4.50
BRAZIL	35.20	35.70	36.40	36.40	36.40	36.40	36.40	36.40
CHINA	12.50	12.50	12.50	12.50	12.50	12.50	12.50	12.50
CUBA	1.20	1.20	1.20	1.20	1.20	1.20	1.20	1.20
INDIA	26.00	26.50	26.50	26.50	26.50	26.50	26.50	26.50
MEXICO	5.60	5.60	5.60	5.60	5.60	5.60	5.60	5.60
PHILIPPINES	2.50	2.50	2.50	2.50	2.50	2.50	2.50	2.50
S. AFRICA	2.10	2.10	2.10	2.10	2.10	2.10	2.10	2.10
THAILAND	10.00	10.00	10.00	10.00	10.00	10.00	10.00	10.00
UNITED STATES	2.81	2.81	2.81	2.81	2.81	2.81	2.81	2.81
OTHERS	23.80	23.80	23.80	23.80	23.80	23.80	23.80	23.80
<b>WORLD CANE</b>	129.92	130.92	131.62	131.62	131.62	131.62	131.62	131.62
<b>WORLD SUGAR</b>	165.87	166.87	167.57	167.57	167.57	167.57	167.57	167.57

CROPCAST WORLD SUGAR PRODUCTION					
June 19, 2012					
	AREA	YIELD	PRODUCTION		12/13 AS A % of 11/12
	(t ha)	(kg/ha)	(tmt)		
	12/13	12/13	11/12	12/13	
<b>SUGAR BEETS</b>					
U.S.	471	8466	3951	3992	101
FSU-12	1025	7634	7500	7825	104
EU-27	1933	8700	17682	16817	95
OTHER. EUROPE	142	6585	935	935	100
CHINA	280	3571	1050	1000	95
OTHERS	925	3270	2945	3025	103
<b>WORLD BEETS</b>	4794	7500	36428	35959	99
<b>SUGARCANE</b>					
AUSTRALIA	380	11842	4500	4500	100
BRAZIL	8800	4000	35000	35200	101
CHINA	1850	6216	11500	11500	100
CUBA	750	1600	1150	1200	104
INDIA	5200	5000	26800	26000	97
MEXICO	675	8296	5200	5600	108
PHILIPPINES	390	6410	2200	2500	114
S. AFRICA	415	5060	2100	2100	100
THAILAND	1030	9709	10000	10000	100
U.S.	360	7808	2790	2812	101
OTHERS	3625	6566	27520	23803	86
<b>WORLD CANE</b>	23870	5443	133160	129915	98
<b>WORLD SUGAR</b>	28665	5787	169587	165874	98

CROPCAST EUROPEAN SUGAR BEETS (RAW SUGAR)						
June 19, 2012						
	AREA (t ha)		YIELD (kg/ha)		PRODUCTION (tmt)	
	11/12	12/13	11/12	12/13	11/12	12/13
Belg./Lux.	76	76	10921	10526	830	800
Denmark	40	40	12500	10750	500	430
France	390	375	13077	12933	5100	4850
Germany	400	385	11250	11169	4500	4300
Greece	15	15	2333	2333	35	35
Ireland	1	1	1000	1000	1	1
Italy	60	60	8333	8167	500	490
Netherlands	72	70	13194	12929	950	905
Spain/Portugal	45	45	11333	10889	510	490
Bulgaria	1	1	1000	1000	1	1
Romania	15	15	2333	2333	35	35
Czechoslovakia	75	70	8800	8714	660	610
Hungary	15	15	10000	10000	150	150
Poland	200	190	8250	8211	1650	1560
Austria	45	45	8889	8667	400	390
Finland	15	15	5667	5667	85	85
Sweden	40	40	9500	9250	380	370
Turkey	360	360	5833	5833	2100	2100
United Kingdom	115	110	11304	11136	1300	1225
<b>EC TOTAL</b>	<b>1985</b>	<b>1933</b>	<b>8908</b>	<b>8700</b>	<b>17682</b>	<b>16817</b>
Switzerland	18	18	14722	14722	265	265
<b>WESTERN EUROPE</b>	<b>2003</b>	<b>1951</b>	<b>8960</b>	<b>8756</b>	<b>17947</b>	<b>17082</b>
Albania	22	22	227	227	5	5
Yugoslavia	120	120	7750	7750	930	930
<b>OTHER EUROPE</b>	<b>142</b>	<b>142</b>	<b>6585</b>	<b>6585</b>	<b>935</b>	<b>935</b>
<b>WORLD TOTAL</b>	<b>28705</b>	<b>28665</b>	<b>5908</b>	<b>5787</b>	<b>169587</b>	<b>165874</b>